



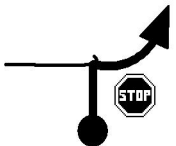



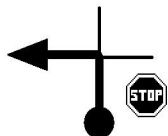




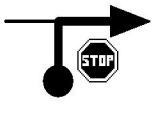

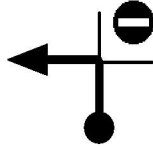


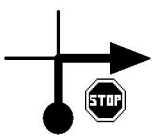
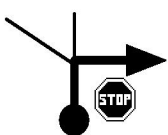
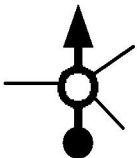
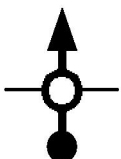
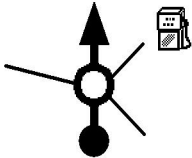
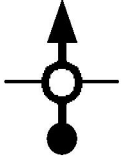
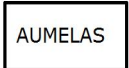
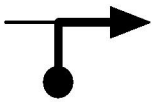

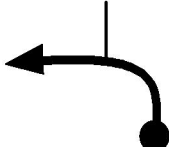
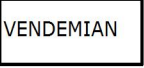
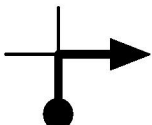

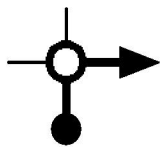


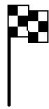
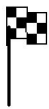
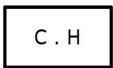




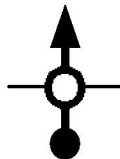
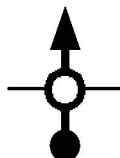
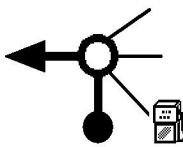
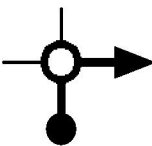

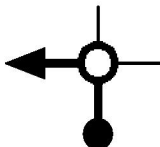
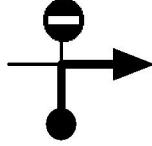

Distance cumulée partielle	Note	Description
3,1 0,1	 RECONNAISSANCE	POINT STOP
3,0 1,6	 RECONNAISSANCE	ARRIVEE SPECIALE LAVERUNE
1,4 0,2	 RECONNAISSANCE	DEPART SPECIALE LAVERUNE
1,2 0,1	 RECONNAISSANCE	CONTROLE HORAIRE LAVERUNE
1,1 0,5		
0,6 0,5		Avenue de l'ancienne gare
0,1 0,1		Suivre St Georges d'Orques
0,0 0,0	DEPART 	

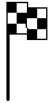

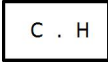

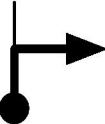
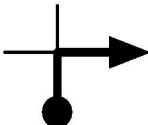
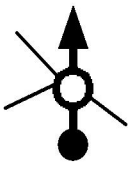
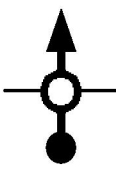
Distance cumulée partielle	Note	Description
10,1 2,7		D5 Suivre Montbazin
7,4 1,5		
5,9 0,9		
5,0 0,1		Suivre Fabrègues
4,9 1,4		Suivre Saussan
3,5 0,2		
3,3 0,1		
3,2 0,1		


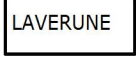
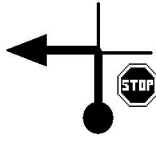
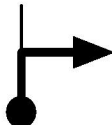
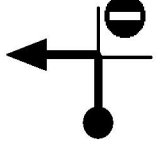
Distance cumulée partielle	Note	Description
23,4 4,1	 24	D2 Suivre Clermont-l'Hérault
19,3 1,7	 23	D2 Suivre Villeveyrac
17,6 1,3	 22	D5 Suivre Villeveyrac
16,3 3,6	 21	D5 Suivre Villeveyrac
12,7 0,6	 20	D5 Suivre Montbazin
12,1 0,6	 19	D5 Suivre Montbazin
11,5 0,9	 18	D5 Suivre Montbazin
10,6 0,5	 17	D5 Suivre Montbazin

Distance cumulée partielle	Note	Description
43,3 4,1	 32	AUMELAS D139
39,2 1,2	 31	D139 Suivre Aumelas
38,0 0,2	 30	Route de Montpellier
37,8 0,6	 29	
37,2 3,6	 28	VENDEMIAN D131
33,6 3,8	 27	D131 Suivre Vendémian
29,8 4,5	 26	D2 Suivre Clermont l'Hérault
25,3 1,9	 25	Suivre Clermont l'Hérault Canet

Distance cumulée partielle	Note	Description
13,1 6,3		COURNONTERRAL D114
6,8 3,8		D114 Suivre Cournonterral
3,0 0,4	POINT STOP	POINT STOP
2,6 2,6		ARRIVEE SPECIALE AUMELAS
46,2 0,1		DEPART SPECIALE AUMELAS
46,1 0,1		CONTROLE HORAIRE AUMELAS
46,0 1,9		D114 Suivre Cournonterral
44,1 0,8		

Distance cumulée partielle	Note	Description
17,7 1,7		D5 Suivre Montpellier
16,0 1,0		D5 Suivre Montpellier
15,0 0,3		D5 Suivre Montpellier
14,7 0,4		Suivre toutes directions / Cimetière
14,3 0,2		Suivre autres directions
14,1 0,3		Suivre toutes directions
13,8 0,4		Suivre autres directions
13,4 0,3		

Distance cumulée partielle	Note	Description
1,7		ARRIVEE SPECIALE LAVERUNE
1,7	56	
24,8		DEPART SPECIALE LAVERUNE
0,1	55	RAZ
24,7		CONTROLE HORAIRE LAVERUNE
0,2	54	
24,5		
0,4	53	
24,1		Avenue de l'ancienne gare
0,1	52	
24,0		D5e Suivre Lavérune centre
3,0	51	
21,0		D5 Suivre Montpellier
1,0	50	
20,0		D5 Suivre Montpellier
2,3	49	

Distance cumulée partielle	Note	Description
3,0		CONTROLE HORAIRE ARRIVEE BOUCLE 1
0,4	62	
2,6		LAVERUNE D5e3
0,5	61	
2,1		
0,2	60	
1,9		
0,0	59	
1,9		
0,2	58	
1,7	POINT STOP	POINT STOP
0,0	57	